

ENVIRONMENTAL PRODUCT DECLARATION

In accordance with ISO 14025 and EN 15804+A2 

Thomas Beton GmbH
THOMAGREEN BRONZE - 1533230K



Owner of the declaration

Thomas Beton GmbH
Grasweg 47
24118 Kiel
Germany

Product

THOMAGREEN BRONZE - 1533230K

Declared product / Declared unit

1 m³

This declaration is based on Product Category Rules

EN 15804:2012 + A2:2019,
NPCR 020 PART B for concrete and
concrete elements (v3.0)

Program operator:

EPD Norway
Majorstuen P.O. Box 5250
N-0303 Oslo
Norway

Declaration number

NEPD-10233-10233-2

Registration number

NEPD-10233-10233-2

Issue date

27.08.2025

Valid to

26.08.2030

EPD Software

Emidat EPD Tool v1.0.0

General Information

Product

THOMAGREEN BRONZE - 1533230K

Program Operator

EPD Norway
Majorstuen P.O. Box 5250
N-0303 Oslo
Norway
Phone: +47 23 08 80 00
Email: post@epd-norge.no

Declaration Number

NEPD-10233-10233-2

This declaration is based on Product Category Rules

EN 15804:2012 + A2:2019,
NPCR 020 PART B for concrete and concrete elements
(v3.0)

Statements

The owner of the declaration shall be liable for the underlying information and evidence. EPD Norway shall not be liable with respect to manufacturer, life cycle assessment data and evidences.

Declared unit

1 m³

General information on verification of EPD from EPD tools

Independent verification of data, other environmental information and the declaration according to ISO 14025:2010, § 8.1.3 and § 8.1.4. Verification of each EPD is made according to EPDNorway's guidelines for verification and approval requiring that tools are i) integrated into the company's environmental management system, ii) the procedures for use of the EPD tool are approved by EPD-Norway, and iii) the process is reviewed annually by an independent third party verifier. See Appendix G of EPD-Norway's General Programme Instructions for further information on EPD tools.

Verification of EPD tool

Charlotte Merlin, FORCE Technology
(no signature required)

Owner of the declaration

Thomas Beton GmbH

Contact person

info@thomasbeton.de

Phone

+49431546550

Email

info@thomasbeton.de

Manufacturer

Thomas Beton GmbH
Grasweg 47
24118 Kiel, Germany

Place of production

Kiel, Germany

Management system

ISO 50001

Issue date

27.08.2025

Valid to

26.08.2030

Year of study

2024

Comparability

EPDs of construction products may not be comparable if they do not comply with EN 15804 and are not seen in a building context. EPD data may not be comparable if the datasets used are not developed in accordance with EN 15804 and if the background systems are not based on the same database (including primary and secondary data).


Development and verification of EPD

The declaration was created using the Emidat EPD tool v1.0, developed by Emidat GmbH. The EPD tool has been approved by EPD Norway.

Developer of EPD: Dennis Staub

Reviewer of company-specific input data and EPD: Marko Schrimpf

Approved



Håkon Hauan, CEO EPD-Norge

Product

Product description

Concrete is a building material made up of several components, including cement, water, sand, gravel, and air. Ready-mix concrete is manufactured in a batch plant in a controlled environment, using precise mix designs (with the addition of other cementitious materials or chemical admixtures that improve the properties of the concrete), ensuring consistency in quality, strength, and composition. This consistency leads to predictable performance in construction projects. Ready-mix concrete is then delivered to the construction site in an unhardened state, ready to use, eliminating the need for on-site mixing. This saves time in labor, equipment setup, and material handling, speeding up the construction process. The product is produced according to DIN EN 206. Testing was conducted according to EN 12350 and EN 12390. Performance data of the product with respect to its characteristics in accordance with the relevant technical provision (no CE-marking).



The most common man-made substance in the world is concrete. Regardless of the magnitude of the construction, it is a necessary component of roads, buildings, bridges, dams, pavements, pipelines, sewers, and other structures. It is made up of naturally occurring aggregates with varying granulometries (sand, fine gravel, and gravel) joined by hydrated cement paste. To improve particular qualities of the fresh or hardened concrete, such as workability, durability, or early and final strength, chemical admixtures can also be used. After manufacture, concrete is workable enough to be transported, poured, pumped, put in place, and compacted at the project site, where it gradually solidifies and gains strength.

Product specification

Name of ingredient	Share of total weight	Country of origin
Admixtures	0 - 2 %	Germany
Aggregates	50 - 80 %	Various
Cement	10 - 25 %	Germany
Water	2 - 10 %	Germany

Technical data

	Unit	Value
Gross Density	kg / m ³	2342.0
Compressive Strength (Cylinder)	N / mm ²	30.0
Compressive Strength (Cube)	N / mm ²	37.0

Market

Germany

LCA: Calculation rules

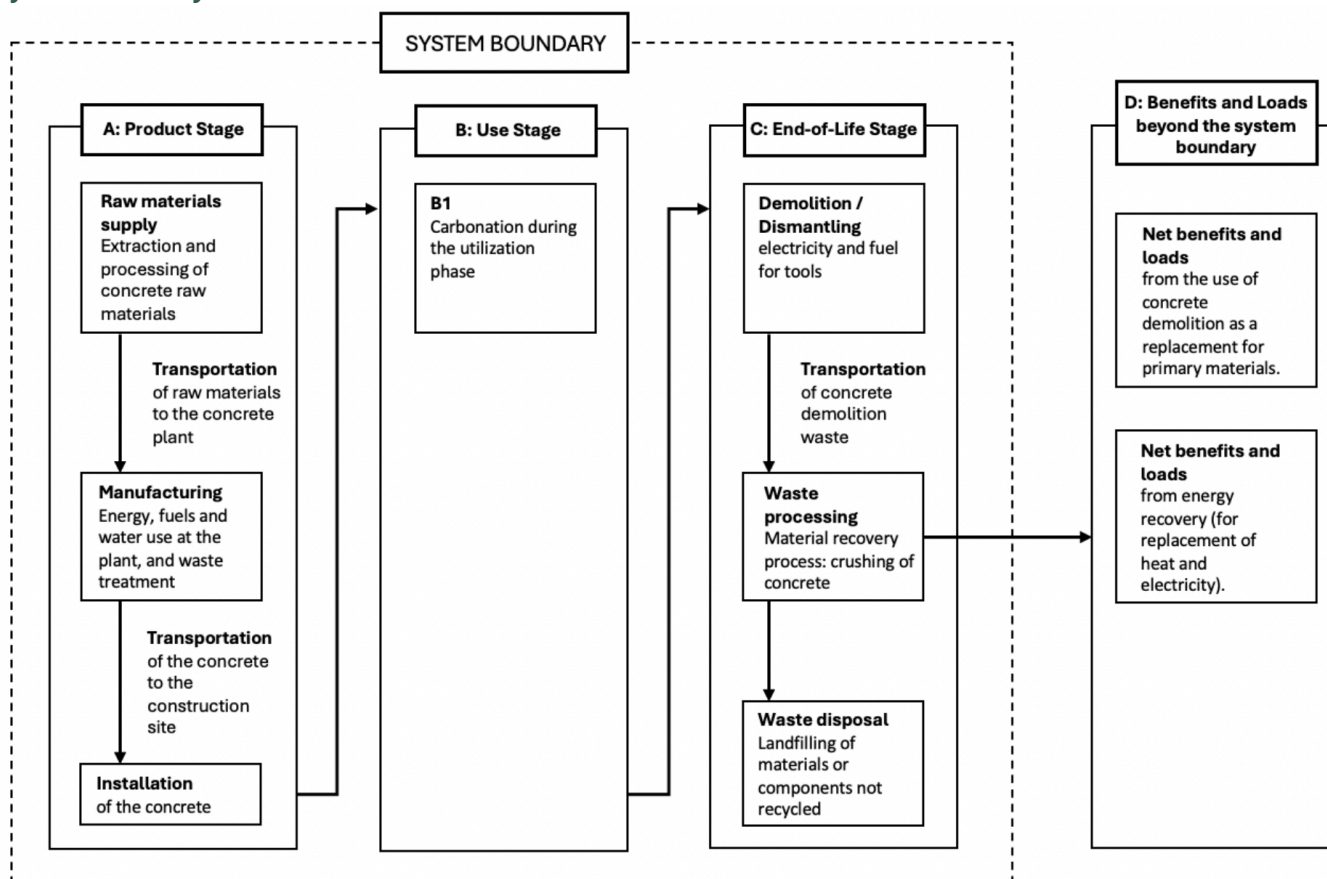
Declared unit

1 m³

Reference service life

50 years

System boundary



Data quality

The foreground data are based on extensive and detailed data collection at the production site of the manufacturer, covering key processes such as raw material sourcing, formulation, and manufacturing. These foreground data are fully linked with corresponding datasets from the background database (ecoinvent 3.10) or with EN15804+A2-compliant EPDs, ensuring consistency, reliability, and maintaining alignment with the latest industry standards.

The overall data representativeness is rated as good with an overall score of 4.14/5, in accordance with EN 15804+A2 Annex E guidance on data quality assessment, considering geographical, technical, and temporal representativeness.

System boundaries (X=included, MND=module not declared)

	Production			Installation		Use stage							End-of-Life				Next product system
	Raw material supply	Transport	Manufacturing	Transport	Installation Process	Use	Maintenance	Repair	Replacement	Refurbishment	Operational Energy Use	Operational Water Use	Demolition	Transport	Waste Processing	Disposal	Benefits and loads beyond the system boundary
Module	A1	A2	A3	A4	A5	B1	B2	B3	B4	B5	B6	B7	C1	C2	C3	C4	D
Modules declared	x	x	x	x	x	x	MND	MND	MND	MND	MND	MND	x	x	x	x	x
Geography			DE	DE	DE	DE	MND	MND	MND	MND	MND	MND	DE	DE	DE	DE	DE

For the geographies modeled in A1 and A2, refer to *Product specification*.

Type of EPD: Cradle to gate with options A4, A5, B1, C1, C2, C3, C4 and D

Stage of Material Production and Construction

Module A1: Extraction and processing of raw materials

Module A2: Transportation of raw materials to the plant

Module A3: Concrete production at the plant and waste treatment

Module A4: Transportation to the construction site

Module A5: Includes processes associated with concrete installation (e.g., pumping on the construction site), as well as the production, transportation, and treatment of unused concrete

Use Stage

Module B1: Carbonation during the utilization phase

Disposal Stage

Module C1: Demolition/Dismantling

Module C2: Transportation of concrete demolition waste for processing

Module C3: Sorting of waste components and recycling of concrete

Module C4: Disposal of concrete

Credits and burdens outside the system boundaries

Module D: Credits and burdens from the use of demolished concrete as a replacement for primary materials

Cut-off criteria

Environmental impacts of the following processes are considered to be negligible: Production and use of formwork and falsework for the installation of concrete, Materials used for the curing of concrete (e.g. plastics, aluminum) .

Allocation

Elementary flows (energy and fuels, ancillary materials and waste) data was collected on production-process-level. Using the total output of the production process in 2024, elementary flows are assigned to 1 declared unit based on volume.

LCA: Scenarios and additional technical information

The following information describe the scenarios in the different modules of the EPD.

Transport to the building site (A4)	Value	Unit
Transported mass	2342.00	kg
Gross density of products transported	2342.00	kg / m ³
Truck: Distance	100.00	km
Truck: Energy demand	1.58	MJ / t*km
Truck: Activity	transport, freight, lorry >32 metric ton, EURO6	-
Truck: Capacity utilization	53.30	%

Installation into the building (A5)	Value	Unit
Installation loss	1.50	%
Formwork	-	kg
Falsework	-	kg
Distance to waste landfill facility (for installation losses)	50.00	km
Amount of electricity to pour 1 m ³ of concrete	3.00	kWh
Amount of diesel to pour 1 m ³ of concrete	60.00	MJ
Water	0.29	m ³
Wastewater treatment	0.29	m ³

Formwork and Falsework each contribute less than 1% of the total product CO₂ emissions, and are therefore neglected under cut-off rules. (Kaethner, Burrige, 2012). Other sources: Concrete waste: Adams & Hobbs (2023). Electricity, Diesel: Ecoinvent benchmark average.

Use of the installed product (B1)	Value	Unit
Reference use period	50.00	years
Application	Building, inside, without paint or wallpaper	
Degree of carbonation (Dc)	0.40	-
Cement absorption factor	0.18	kg CO ₂ / kg Cement
k-factor	6.60	mm / √year
Correction factor	1.00	-
Surface area of concrete	5.00	m ²

Calculation of carbonization according to EN 16757. k-factor results from the concrete's compressive strength and its application. The cement absorption factor (maximum theoretical CO₂ uptake) depends on the average clinker content in cement. The correction factor results from cement substitutes in the recipe.

Demolition (C1)	Value	Unit
Diesel required to demolish 1 kg of concrete	0.06	MJ / kg
PM 10 emissions during the demolishment of 1 kg of concrete	6.00e-05	kg / kg
PM 2.5 emissions during the demolishment of 1 kg of concrete	1.70e-05	kg / kg

Transport to the waste facility (C2)	Value	Unit
Mass to recycling	2178.06	kg
Mass to landfill	163.94	kg
Distance to landfill by truck	50.00	km
Distance to recycling by truck	50.00	km
Truck: Activity	transport, freight, lorry >32 metric ton, EURO6	-
Truck: Capacity utilization	53.30	%
Truck: Distance	50.00	km
Truck: Energy demand	1.58	MJ / t*km

Waste processing (C3)	Value	Unit
Material for recycling	2178.06	kg

Carbonation during waste processing is not considered. Recycling rate for concrete of 93% reflects the modeled country. Source: Mineralische Bauabfälle Monitoring 2018 Bericht zum Aufkommen und zum Verbleib mineralischer Bauabfälle im Jahr 2018 (<https://kreislaufwirtschaft-bau.de/>).

Disposal (C4)	Value	Unit
Material for landfill	163.94	kg

Reuse, recovery and/or recycling potentials (D)	Value	Unit
Amount of secondary material that the system takes in	85.00	kg
Substitution of gravel	2099.01	kg

Calculation of benefits and loads per EN 15804+A2.

LCA: Results

Core environmental impact indicators

Indicator	Unit	A1-3	A4	A5	B1	C1	C2	C3	C4	D
GWP-total	kg CO ₂ -eq.	2.34e+02 (1.93e+02)*	2.43e+01	1.20e+01	-5.48e+00	1.44e+01	1.21e+01	1.34e+01	1.03e+00	-4.28e+00
GWP-fossil	kg CO ₂ -eq.	2.34e+02 (1.93e+02)*	2.43e+01	1.17e+01	-5.48e+00	1.44e+01	1.21e+01	1.34e+01	1.03e+00	-4.17e+00
GWP-biogenic	kg CO ₂ -eq.	5.81e-01 (5.81e-01)*	1.22e-02	2.73e-01	0	1.43e-03	6.08e-03	1.33e-03	1.06e-04	-1.14e-01
GWP-luluc	kg CO ₂ -eq.	3.33e-02	8.61e-03	4.20e-03	0	1.25e-03	4.31e-03	1.16e-03	5.32e-04	-4.70e-04
ODP	kg CFC-11-Eq	4.21e-07	5.05e-07	1.31e-07	0	2.20e-07	2.53e-07	2.04e-07	2.96e-08	-5.88e-08
AP	mol H ⁺ -Eq	4.16e-01	5.73e-02	6.69e-02	0	1.30e-01	2.86e-02	1.21e-01	7.26e-03	-3.60e-02
EP-freshwater	kg P-Eq	2.50e-03	1.71e-03	2.41e-03	0	4.18e-04	8.53e-04	3.89e-04	8.51e-05	-1.84e-04
EP-marine	kg N-Eq	1.15e-01	1.50e-02	3.40e-02	0	6.01e-02	7.51e-03	5.59e-02	2.77e-03	-1.43e-02
EP-terrestrial	mol N-Eq	1.35e+00	1.62e-01	3.14e-01	0	6.58e-01	8.12e-02	6.12e-01	3.02e-02	-1.67e-01
POCP	kg NMVOC-Eq	3.87e-01	9.95e-02	9.50e-02	0	1.96e-01	4.97e-02	1.83e-01	1.08e-02	-4.77e-02
ADPE	kg Sb-Eq	1.49e-04	6.93e-05	9.70e-06	0	5.14e-06	3.47e-05	4.79e-06	1.63e-06	-4.27e-05
ADPF	MJ, net calorific value	1.03e+03	3.64e+02	1.30e+02	0	1.88e+02	1.82e+02	1.75e+02	2.51e+01	-6.08e+01
WDP	m ³ world Eq deprived	1.91e+01	1.83e+00	8.83e-01	0	4.60e-01	9.14e-01	4.28e-01	7.03e-02	-2.94e+00

GWP-total: Global Warming Potential - total **GWP-fossil:** Global warming potential - fossil **GWP-biogenic:** Global Warming Potential - biogenic **GWP-luluc:** Global Warming Potential - luluc **ODP:** Depletion potential of the stratospheric ozone layer **AP:** Acidification potential, Accumulated Exceedance **EP-freshwater:** Eutrophication potential - freshwater **EP-marine:** Eutrophication potential - marine **EP-terrestrial:** Eutrophication potential - terrestrial **POCP:** Photochemical Ozone Creation Potential **ADPE:** Abiotic depletion potential - non-fossil resources **ADPF:** Abiotic depletion potential - fossil resources **WDP:** Water (user) deprivation potential

* The first value is the gross value, it includes the impacts from all manufacturing activities. Gross values are more commonly used in Northern Europe. The value in brackets is the net value, it excludes the impact from the incineration of waste-derived fuels, and is more common in Central Europe and Germany.

Additional indicators

Indicator	Unit	A1-3	A4	A5	B1	C1	C2	C3	C4	D
PM	disease incidence	3.47e-06	2.36e-06	1.70e-06	0	2.09e-05	1.18e-06	1.96e-05	1.65e-07	-9.88e-07
IRP	kBq U235-Eq	4.64e+00	4.42e-01	4.77e-01	0	8.40e-02	2.21e-01	7.82e-02	1.60e-02	-7.02e-01
ETP-fw	CTUe	2.86e+02	8.63e+01	3.68e+01	0	2.66e+01	4.31e+01	2.48e+01	3.44e+00	-3.01e+01
HTP-c	CTUh	2.22e-07	1.55e-07	3.71e-08	0	5.61e-08	7.76e-08	5.22e-08	4.63e-09	-6.79e-08
HTP-nc	CTUh	3.14e-06	2.40e-07	9.77e-08	0	2.55e-08	1.20e-07	2.37e-08	4.51e-09	-3.95e-08
SQP	dimensionless	3.26e+02	3.66e+02	3.34e+01	0	1.32e+01	1.83e+02	1.22e+01	4.95e+01	-1.37e+02

PM: Potential incidence of disease due to PM emissions **IRP:** Potential Human exposure efficiency relative to U235 **ETP-fw:** Potential Comparative Toxic Unit for ecosystems **HTP-c:** Potential Comparative Toxic Unit for humans - cancer effects **HTP-nc:** Potential Comparative Toxic Unit for humans - non-cancer effects **SQP:** Potential Soil quality index

IRP: This impact category deals mainly with the eventual impact of low dose ionizing radiation on human health of the nuclear fuel cycle. It does not consider effects due to possible nuclear accidents, occupational exposure nor due to radioactive waste disposal in underground facilities. Potential

ionizing radiation from the soil, from radon and from some construction materials is also not measured by this indicator.

ETP-fw, HTP-c, HTP-nc and SQP: The results of these environmental impact indicators shall be used with care as the uncertainties on these results are high or as there is limited experienced with these indicators.

Use of resources

Indicator	Unit	A1-3	A4	A5	B1	C1	C2	C3	C4	D
PERE	MJ	8.39e+01	5.78e+00	7.22e+00	0	1.15e+00	2.89e+00	1.07e+00	2.33e-01	-1.99e+01
PERM	MJ	0	0	0	0	0	0	0	0	0
PERT	MJ	8.39e+01	5.78e+00	7.22e+00	0	1.15e+00	2.89e+00	1.07e+00	2.33e-01	-1.99e+01
PENRE	MJ	1.03e+03	3.64e+02	1.30e+02	0	1.88e+02	1.82e+02	1.75e+02	2.51e+01	-6.08e+01
PENRM	MJ	1.50e+01	0	2.25e-01	0	0	0	-1.39e+01	0	0
PENRT	MJ	1.04e+03	3.64e+02	1.30e+02	0	1.88e+02	1.82e+02	1.61e+02	2.51e+01	-6.08e+01
SM	kg	1.14e+02	0	1.71e+00	0	0	0	0	0	2.10e+03
RSF	MJ	1.88e+02	0	2.82e+00	0	0	0	0	0	0
NRSF	MJ	4.82e+02	0	7.23e+00	0	0	0	0	0	0
FW	m³	2.21e+00	5.29e-02	5.54e-02	0	1.22e-02	2.65e-02	1.13e-02	2.61e-02	-2.98e+00

PERE: Primary energy resources - renewable: use as energy carrier **PERM:** Primary energy resources - renewable: used as raw materials **PERT:** Primary energy resources - renewable: total **PENRE:** Primary energy resources - non-renewable: use as energy carrier **PENRM:** Primary energy resources - non-renewable: used as raw materials **PENRT:** Primary energy resources - non-renewable: total **SM:** Use of secondary material **RSF:** Renewable secondary fuels **NRSF:** Non-renewable secondary fuels **FW:** Net use of fresh water

Waste flows

Indicator	Unit	A1-3	A4	A5	B1	C1	C2	C3	C4	D
HWD	kg	8.70e-01	5.29e-01	1.82e-01	0	2.10e-01	2.65e-01	1.95e-01	2.79e-02	-2.74e-01
NHWD	kg	1.85e+01	1.06e+01	3.37e+02	0	2.87e+00	5.30e+00	2.67e+00	1.65e+02	-2.82e+00
RWD	kg	4.00e-02	1.09e-04	7.16e-04	0	2.06e-05	5.47e-05	1.92e-05	3.91e-06	-1.51e-04

HWD: Hazardous waste disposed **NHWD:** Non hazardous waste disposed **RWD:** Radioactive waste disposed

Output flows

Indicator	Unit	A1-3	A4	A5	B1	C1	C2	C3	C4	D
CRU	kg	0	0	0	0	0	0	0	0	0
MFR	kg	0	0	0	0	0	0	2.18e+03	0	0
MER	kg	0	0	0	0	0	0	0	0	0
EEE	MJ	0	0	0	0	0	0	0	0	0
EET	MJ	0	0	0	0	0	0	0	0	0

CRU: Components for re-use **MFR:** Materials for recycling **MER:** Materials for energy recovery **EEE:** Exported electrical energy **EET:** Exported thermal energy

Name	Value	Unit
Biogenic carbon content in product	0	kg C
Biogenic carbon content in accompanying packaging	0	kg C

Additional requirements

Greenhouse gas emissions from the use of electricity in the manufacturing phase

Electricity consumption in the manufacturing phase is composed from the sources below certified by Guarantee of Origin. Electricity is represented by data in ecoinvent 3.10 regionalised for Germany.

Electricity	Unit	Value
Solar	kg CO ₂ -eq. / kWh	0.10
Wind	kg CO ₂ -eq. / kWh	0.03

Dangerous substances

The product contains no hazardous substances given by the REACH Candidate List or the Norwegian Priority List.

Additional environmental information







Additional environmental impact indicators required in NPCR Part A for construction products

Indicator	Unit	A1-3	A4	A5	B1	C1	C2	C3	C4	D
GWP-IOBC	kg CO ₂ -eq.	ND	2.43e+01	ND	-5.48e+00	1.44e+01	1.21e+01	1.34e+01	1.03e+00	-4.18e+00

GWP-IOBC: Global Warming Potential - Instantaneous oxidation of biogenic carbon

Bibliography

DIN EN ISO 14025:2011-10	Environmental labels and declarations - Type III environmental declarations - Principles and procedures
DIN EN ISO 14040:2021-02	Environmental management - Life cycle assessment - Principles and framework
DIN EN ISO 14044:2021-02	Environmental management - Life cycle assessment - Requirements and guidelines
EN 15804:2012+A2:2019	Sustainability of construction works - Environmental product declarations - Core rules for the product category of construction products
DIN CENTR 15941:2010-11	Sustainability of construction works - Environmental product declarations - Methodology for selection and use of generic data
DIN EN 15942:2022-04	Sustainability of construction works - Environmental product declarations - Communication format business-to-business
ISO 21930:2017-07	Sustainability in buildings and civil engineering works - Core rules for environmental product declarations of construction products and services
ecoinvent v3.10	ecoinvent, Zurich, Switzerland, database version 3.10
PCR	NPCR 020 PART B for concrete and concrete elements (v3.0)
EN 16757	Sustainability of construction works - Environmental product declarations - Product Category Rules for concrete and concrete elements
Kaethner, S. C. & Burrridge, J. A.	Embodied CO2 of structural frames. The Structural Engineer (2012)
Adams, K. & Hobbs, G.	Final Report: Wastage Rates for Blocks and Ready-Mix Concrete. Reusefully Ltd for MPA (2023): https://www.aircrete.co.uk/Sustainability-Environmental/Wastage-Rates.aspx
Dos Santos Gervasio, H. and Dimova, S.	Environmental benchmarks for buildings , EUR 29145 EN, Publications Office of the European Union, 2018, ISBN 978-92-79-80969-9 (print), 978-92-79-80970-5 (pdf), doi:10.2760/073513 (online), 10.2760/90028 (print), JRC110085. Basic principles and recommendations for describing the dismantling, post use, and disposal stage of construction products: https://www.umweltbundesamt.de/sites/default/files/medien/1410/publikationen/2020-07-06_texte_130-2020_guidance-document-construction-industry.pdf ILCD Handbook: https://eplca.jrc.ec.europa.eu/uploads/ILCD-Handbook-LCIA-Background-analysis-online-12March2010.pdf

 epd-norway Global Program Operator	Program Operator	Phone	+47 23 08 80 00
	EPD Norway Majorstuen P.O. Box 5250, N-0303 Oslo Norway	Email	post@epd-norge.no
 epd-norway Global Program Operator	Publisher	Web	www.epd-norge.no
	The Norwegian EPD Foundation Post Box 5250 Majorstuen, 0303 Oslo Norway	Phone	+47 23 08 80 00
	Owner of the declaration	Email	post@epd-norge.no
	Thomas Beton GmbH Grasweg 47, 24118 Kiel Germany	Web	www.epd-norge.no
	Author of the life cycle assesment	Phone	+49431546550
	Thomas Beton GmbH Grasweg 47, 24118 Kiel Germany	Email	info@thomasbeton.de
	ECO Platform ECO Portal	Web	www.eco-platform.org
		Web	ECO Portal
 EMIDAT	Developer of EPD generator	Phone	+49 176 56 96 77 91
	Emidat GmbH Sandstraße 33, 80335 München Germany	Email	epd@emidat.com
		Web	www.emidat.com